

# ITALCAMME SRL

ITC TA Oscillating drive order form

Sheet 2 A

Date \_\_\_\_\_

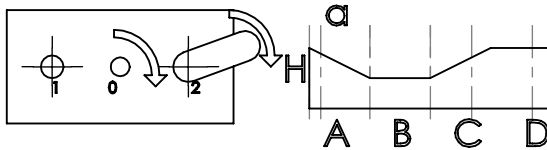
Order \_\_\_\_\_

Customer \_\_\_\_\_

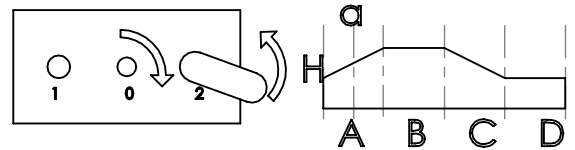
No. \_\_\_\_\_  
Pieces No. \_\_\_\_\_

## DEFINING THE DIRECTIONS OF ROTATION

DD



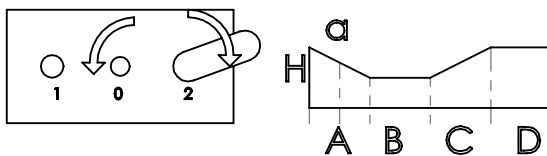
DS



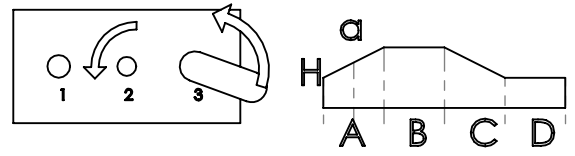
The PHAXIS AXIS, which coincides with the axis of the input shaft

keyway, is always located in the middle of the phase "A"

SD



SS



### OSCILLATING DRIVE CODE

--	--	--	--	--	--	--	--	--	--

### EXAMPLE ITC TA OSCILLATING DRIVE

105 35 150 60 150 0 DD VSL VF49

MODEL (WHEELBASE) ↑

ANGULAR STROKE H

1° PHASE A

2° PHASE B

3° PHASE C

4° PHASE D

ROTATING DIRECTIONS

VERSION

HOLES FOR REDUCER

AND SIZE