

Order form oscillating drives ITC

Date: _____

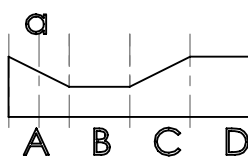
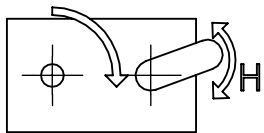
Order No.: _____

Customer: _____

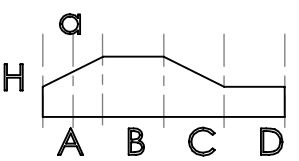
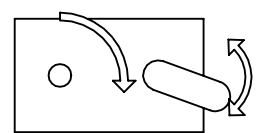
Pieces No.: _____

DEFINING THE DIRECTIONS OF ROTATION

DD



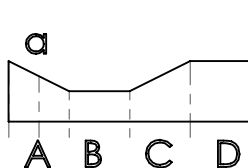
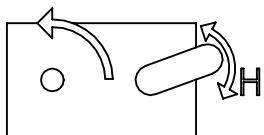
DS



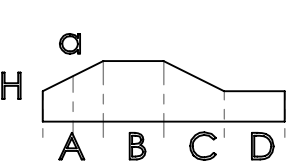
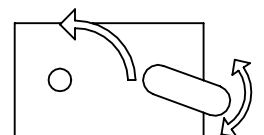
The PHASE AXIS, which coincides with the axis of the input shaft

keyway, is always located in the middle of the phase "A".

SD



SS



OSCILLATING DRIVE
CODE

--	--	--	--	--	--	--	--	--	--

EXAMPLE ITC
OSCILLATING DRIVE

80	35	150	60	150	0	DD	VSL	VF49
----	----	-----	----	-----	---	----	-----	------

MODEL (WHEELBASE)

↑	↑	↑	↑	↑	↑	↑	↑	↑
---	---	---	---	---	---	---	---	---

ANGULAR STROKE H

--	--	--	--	--	--	--	--	--

1° PHASE A

2° PHASE B

3° PHASE C

4° PHASE D

ROTATING DIRECTIONS

VERSION

HOLES FOR REDUCER AND SIZE