

Modulo per l'ordine di un oscillatore

Data _____

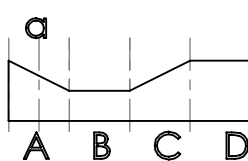
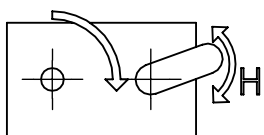
N.Ordine _____

Cliente _____

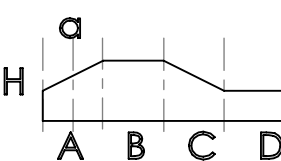
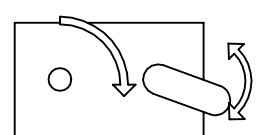
N.Pezzi _____

DEFINIZIONE SENSI DI MOVIMENTO

DD



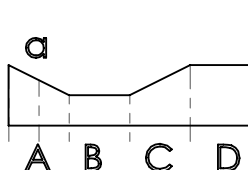
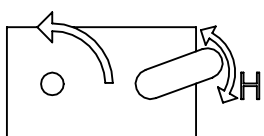
DS



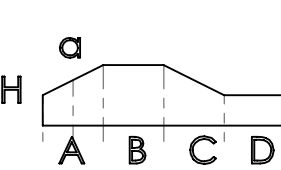
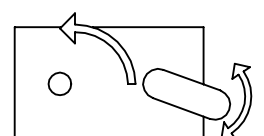
Asse di fase: coincide con l'asse della sede della linguetta

dell'albero di ingresso, tale asse è posizionato a metà della fase A

SD



SS

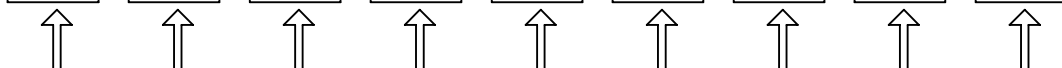


OSCILLATORE SCELTO

ESEMPIO DI CODIFICA
OSCILLATORE "ITC"

80 35 150 60 150 0 DD VSL VF49

TIPO



CORSA ANGOLARE H

1° FASE A

2° FASE B

3° FASE C

4° FASE D

SENSI DI ROTAZIONE

VERSIONE

FORATURA PER RIDUTTORE

E

TAGLIA

